

YOLOLIV | Instream

Create better & more engaging content for
Instagram, TikTok & More

User Manual

www.yololiv.com

Important

Before using Instream, please carefully read this handbook which includes warnings and attentions. We enables you to continuously use Instream if guided by this handbook.

However, it is not applicable to the following cases:

- * Unauthorized maintenance or replacement of parts;
- * Damages caused by accidents, including but not limited to lightning, fire or exposed to humidity;
- * Out-of-range use of permitted supply voltage;
- * Unauthorized modification of product label or unapproved removal of warranty label.

Attentions



Warning electric shock Please return your Instream to manufacturer for any repairment or replacement.

Warnings

- Please ensure that no liquid will splash on the product and no container filled with liquid will be put on the product.
- Do not plug up the vent in case of electric shock.
- Do not uncover the product or insert anything to the vent.
- Please put the product on the flat surface. ·Keep the product ventilated and away from direct sunlight or any heat source.
- Do not expose the product to humidity or fire.
- Manufacturer will not take charge of any accident caused by using non-standard power adapter.
- Battery Caution
 1. It is forbidden to disassemble, hit, squeeze or throw it into fire;
 2. If it is severely swollen and deformed, please do not continue to use it;
 3. Do not place it in an environment with high temperature or sudden atmospheric pressure;
 4. Do not replace the battery without permission.
- FCC Regulatory Conformance:This device complies with Part 15 of the FCC Rules. Operation is subject to the following two conditions:
 - (1) This device may not cause harmful interference.
 - (2) This device must accept any interference received, including interference that may cause undesired operation.
- Symbol for "ENVIRONMENT PROTECTION was to electrical products should not be disposed of with household waste. Please recycle where facilities exist. Check with your local Authority or retailer for recycling advico"



FCC Caution:

Any changes or modifications not expressly approved by the party responsible for compliance could void the user's authority to operate this equipment.

Note:

This equipment has been tested and found to comply with the limits for a Class B digital device, pursuant to part 15 of the FCC Rules. These limits are designed to provide reasonable protection against harmful interference in a residential installation. This equipment generates, uses and can radiate radio frequency energy and, if not installed and used in accordance with the instructions, may cause harmful interference to radio communications. However, there is no guarantee that interference will not occur in a particular installation.

If this equipment does cause harmful interference to radio or television reception, which can be determined by turning the equipment off and on, the user is encouraged to try to correct the interference by one or more of the following measures:

- Reorient or relocate the receiving antenna.
- Increase the separation between the equipment and receiver.
- Connect the equipment into an outlet on a circuit different from that to which the receiver is connected.
- Consult the dealer or an experienced radio/TV technician for help. This device complies with part 15 of the FCC Rules.

Operation is subject to the following two conditions:

- (1) This device may not cause harmful interference, and
- (2) this device must accept any interference received, including interference that may cause undesired operation.

Thank you for choosing YoloLiv!

Making pro video accessible for everyone is the mission of YoloLiv. We value your feedback! Email us your suggestions and let us know how you think we're doing and where you'd like to see our products improve: contact@yololiv.com

Technical support

YoloLiv's products are backed by our professional support team. You can reach our team in several ways:

- Email contact@yololiv.com
- Directly contact us via Messenger by going to our Facebook Page "YoloLiv Technology"
- Join our [Official YoloLiv Users Group](#) on Facebook, where you can ask questions, get help or share your tips and tricks
- Fill out a contact form or live chat on Messenger from here: www.yololiv.com/contact-us

Suggest a feature

Have a great idea for a new feature? Tell us about it via

contact@yololiv.com

Issue Report

Gather as much information about your problem as you can before you contact us so we can help you better, including:

- A description of the issue (ideally with pictures or videos)
- Details about your video or audio source (product model, ports, resolution, etc.)
- Product serial number
- Your account email
- Firmware & software version
- As many details as possible (For example, for audio/video issues, what is the camera brand & model, resolution/fps setting, internet connection, etc)

About Instream

Instream is industry's first risk-free solution to live stream vertically to Instagram and TikTok with multi-Cam, graphic overlays, picture in picture, chroma key and many more.


Advantages:

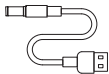
- No Computer or OBS required
- Touch screen control: Production at your fingertip
- great ease to operate
- All-In-One: Encoder, switcher, recorder, monitor all in one


Pro Features :


- Multi-Cam video productions
- Picture in Picture
- Chroma Key
- Horizontal flip & vertical flip
- Graphic Overlays (Image overlays, Lower-thirds, Countdown timer overlays and more)
- Direct integration with Zoom, WhatsApp, Facebook Messenger (Coming Soon)


What's In the Box

Instream ----- 

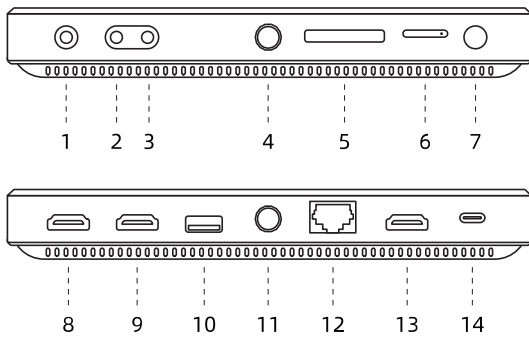
USB Charge Cable ----- 

Hotshoe Mount ----- 

Instream User Manual ----- 

SIM Card Eject Pin ----- 

Ports Info



- | | |
|--------------------|-------------------------------|
| 1- Audio Out | 8- HDMI IN I |
| 2- Line In | 9- HDMI IN II |
| 3- Mic In | 10- USB-A |
| 4- 1/4" Screw Hole | 11- 1/4" Screw Hole |
| 5- SD Card Holder | 12- Ethernet |
| 6- SIM Card | 13- HDMI OUT |
| 7- Power Button | 14- USB-C (Only for charging) |

Interface	HDMI IN 1;HDMI IN 2; USB-A3.0; HDMI OUT; Ethernet; LINE IN(3.5mm); MIC IN(3.5mm); AUDIO OUT(3.5mm); Nano-SIM Card Holder; 1/4" Screw Hole*2; SD Card Holder; USB Type-C(Only for charging)
Input Power	DC5V 3A,9V 2A,12V 1.5A
Power Consumption	< 18W
Power Supply	USB Type-C
USB Rated Output	USB-A:5V 1A
Battery Capacity	10000mAh
Dimensions	(LxWxH): 188x112.5x25mm
Net Weight	600g
Monitor Screen Size	7 inch LCD Resolution:800*1280
Local Video Inputs	HDMI,USB-A
Video Over Ethernet	RTMP/RTMPS
Video Input Connectors	HDMI,USB-A,RJ-45
Video Input Aspect Ratios Video	4:3,16:9
Input Deinterlacing	Yes
Live Broadcast Video input Resolution	480p/720p/1080p(up to 60fps)
Video Encoded Format	H.264
Video processing Bitrate control	CQ,VBR,CBR
Hardware-Accelerated Video Encoding	Optional
Video Output Signal Types	FLV-RTMP,HDMI,UVC
Video Output Connectors	HDMI OUT
Video Output Streaming protocols	RTMP,RTMPS,MJPEG
Live Broadcast Video Output Resolution	480p/720p/1080p(up to 60fps)

Analog Audio Input Connectors	Line In, Mic In, 3.5mm
Digital Audio Inputs	USB, HDMI, Local video (From SD card)
Digital Audio Input Connectors	USB-A, HDMI
Audio Input Mute	Yes
Audio Input Format	32KHZ/44.1KHZ/48KHZ :16bit
Audio Encoded Format	(AAC)44.1K 2Ch 16bit
Analog Audio Output	3.5mm headphone jack
Digital Audio Outputs	HDMI audio (Embedded), USB Audio (Embedded)
Record Formats	MP4
Wi-Fi	2.4G/ 5G
4G Network	4G Network Countries & Frequency Band For Users: U.S.: [Variant for North America (Canada/Mexico)] B2/B4/B5/B7/B12/B13/B14/B17/B25/B26/B41/B66/B71 Notes: Mexico B4 For Non-US/Canada/Mexico EU: [EMEA/India/Korea/Taiwan/South Asia/Latin/America/Australia/New Zealand] Users: B1//B3/B7/(B8) Notes: Thailand B1, B3 Please note that the certification of Instream Encoder is in line with the mainstream open 4G band requirements of operators in this country or region. For details, please refer to the approval report of this country or region.
USB Communication Standard	USB 3.0
Ethernet Data Rate	10/100M, half/full duplex with autodetect
SIM Card Size	Nano-SIM Card
SD Card format	FAT32(Under 128G), NTFS, EX-FAT
Operating Temperature	0°C-40°C
Operating Humidity	15%-85%, No Condensation
Country of Origin	Made in China

Streaming Setup

Multi Platforms



Stream



WebCam



SD Card



4G



WI-FI



Ethernet



USB-A



HDMI to USB Adapter

HDMI I



Cameras

HDMI II



Cameras



DSLRs

1. CAPTURE

Capturing is the process of taking the signals from your video and audio sources and encoding them so they're ready for streaming and recording.

• Video Capture

HDMI IN 1, HDMI IN 2, USB-A, 2 local videos from either SD Card or a portable storage drive. Instream also supports Picture in Picture.

• Audio Capture

HDMI IN 1, HDMI IN 2, local videos (SD Card/Portable storage drive), Line in, Mic in

2. CONNECT

You can connect to Instream via Ethernet, WiFi, 4G LTE and Hotspot.

3. STREAM

Direct to live stream on the platform without RTMP required. Currently it supports Instagram and TikTok. More destinations including Facebook, Messenger, Zoom, Teams and more are coming soon.

4. SWITCH

• Production Switcher

Switch between 6 video sources with touch screen control

• Video Transitions

Cut (Default), Fade, Wipe, Directional Wipe, Translation, Window Slice, Simple Zoom, Cross Zoom, Squeeze, Flip Page, Cube

• Video Compositions

Currently only Picture-in-picture (PIP) is supported. More video compositions are coming soon.

5. MONITOR

- **Graphic Overlays**

Image Overlays, Lower-thirds, Rolling Captions, Countdown
Timer Overlays

- **Import**

Importing of PNG, JPG, GIF graphics for more engaging live
video productions

6. RECORD

You can stream your content and record it at the same time.
Instream encodes the video and audio it captures and saves
it to the SD card or portable storage drive if inserted when
recording feature is enabled.

01. WHY I CAN'T CONNECT TO THE INTERNET SUCCESSFULLY WITH MY 4G SIM CARD?

- SIM cards should include texts and calls (not a pure data plan)
- SIM cards should be operated and inserted correctly
- The carriers should be in the right frequency band

Countries & Frequency Band
For US/Canada/Mexico Users:

B2/B4/B5/B7/B12/B13/B14/B17/B25/B26/B41/B66/B71

For Non-US/Canada/Mexico Users:

B1/B2/B3/B4/B5/B7/B8/B20/B28/B38/B39/B40/B41

- Try activating your SIM card on another device like your phone if the IMEI code is not shown on Instream.
- Reset the internet & consult your local carriers if necessary

02. WHY MY SD CARD IS NOT DETECTED?

Instream supports all SD file types including FAT32, exFAT, and NTFS with less than 1TB of storage. If the SD card is not detected, it should be a compatibility issue. Try a different brand or report it to us via contact@yololiv.com.

03. WHAT'S THE BEST CHARGER FOR INSTREAM?

Instream supports a charger with DC 5V=2.5A, 9V=2A, 12V=1.5A output.

04. WHY MY CAMERA IS NOT RECOGNIZED BY INSTREAM?

Instream works with most video cameras on the market, particularly well with Sony and Panasonic, JVC. If your camera is not recognized by Instream, here're a few workarounds to try out:

- Try a different cable
- Check if it's an issue with the HDMI IN ports by connecting a single HDMI cable with both HDMI IN and HDMI OUT ports.

- Switch the camera output setting from 1080i to 1080P
- Try an HDMI-UBS splitter/converter.
- Or if you happen to have a switcher like ATEM Mini, you can use ATEM to recognize the signal first and then output it to Instream.

For details, please visit our blog

<https://www.yololiv.com/blog/>

Important Things to Know

The software-driven nature means Instream will be continuously updated with additional features and new interfaces. We have provided a dynamic Google doc version of user manual that is more focused on software. Please see the digital Instream user guide by scanning the QR code below: (Please open in the computer for a better reading experience)



Join the [Official YoloLiv Users Group](#) on Facebook, to get a behind-the-scenes look at others' productions, ask questions, and more.

 contact@yololiv.com

Product name: Instream Encoder

Model name: Instream

RF Technology	Frequency MHz		RF Power
	From	To	Max
2.4GHz	2402MHz	2480MHz	18.02dbm(EIRP)
5GHz	5150MHz	5250MHz	17.93dbm(EIRP)
	5725MHz	5850MHz	12.82dbm(EIRP)
GSM 900	880MHz	915MHz	32.77dbm(Conducted)
DSC 1800	1710MHz	1785MHz	30.39dbm(Conducted)
WCDMA Band I	1920MHz	1980MHz	24.37dbm(Conducted)
WCDMA Band VII	880MHz	915MHz	24.07dbm(Conducted)
LTE Band 1	2110MHz	2170MHz	23.51dbm(Conducted)
LTE Band 3	1805MHz	1880MHz	23.55dbm(Conducted)
LTE Band 7	2620MHz	2690MHz	23.5dbm(Conducted)

Legal Information This device may be operated in all member states of the EU.

Observe national and local regulations where the device is used.

This device is restricted to indoor use only when operating in the 5150 to 5250 MHz frequency range in the following countries:

				
AE	BE	BG	CZ	DK
EE	FR	DE	IS	IE
IT	EL	ES	CY	LV
LI	LT	LU	HU	MT
NL	NO	PL	PT	RO
SI	SK	TR	FI	SE
CH	UK			



Make Pro-Video Accessible

 YOLOLIV TECHNOLOGY

 www.yololiv.com

 contact@yololiv.com

 No.1818-2, Wenyi West Road, Hangzhou, Zhejiang, China

FOLLOW US

 [yololivtech](#)  [YoloLiv Technology](#)  [YoloLiv Tech](#)

 [YoloLiv](#)  [YololivTech](#)  [yololivtech_official](#)